


# MyAviva

## I want to view my documents


Once you are logged into your account, you will land on the main product screen; click the “Pension” icon.

From here, please click on the yellow “Documents” button.

### Your policies




**Pension**



**Investments**


### More from us

Your discount  
**10%**




Car

Your discount  
**10%**




Rescue

From  
**£11.25 p/m**  
includes 10% discount



Heating and Boiler  
Cover

**£13.05**  
per month  
Includes 10% discount



Physio Essentials

### Your pension








Policy number <input style="width: 90%; border: none; border-bottom: 1px solid #ccc;" type="text"/>	Your payment <b>£28.75 per month</b>
Total plan value* <input style="width: 90%; border: none; border-bottom: 1px solid #ccc;" type="text"/>	

Details >
Documents >

This will then show a list of all available documents. Clicking on a document name will open the document in a new tab.

FAQs

Sort by:
 Date Desc
Date Asc
Name Asc
Name Desc

21/05/2020 <b>Retirement Options Information</b> PDF 	15/05/2020 <b>TransferIn Generic Illustration</b> PDF 	07/03/2020 <b>Email Bounce Notification</b> PDF 	04/03/2020 <b>Annual Statement</b> PDF 
20/01/2020 <b>TransferIn Generic Illustration</b> PDF 	02/12/2019 <b>Retirement Options</b> PDF 	29/11/2019 <b>Retirement Options</b> PDF 	30/10/2019 <b>Retirement Options</b> PDF 