

This document is for Professional Clients only. It is not to be viewed by or used with retail clients.

29 NOVEMBER 2024

Aviva Investors Sterling Standard Liquidity Fund



For today's investor



Portfolio Breakdown

Security Type / Name	No. of Holdings	% of Fund
Asset Backed Commercial Paper		4.50%
LMA SA	2	1.29%
Managed and Enhanced Tap Magenta	1	0.64%
Matchpoint Finance PLC	1	0.64%
Satellite	1	0.64%
Sunderland Receivables SA	2	1.29%
Bond		19.30%
ABN AMRO Bank NV	1	0.64%
Australia And New Zealand Banking	2	1.30%
Bank of Montreal	1	0.33%
Bank of Nova Scotia	2	1.38%
BFCM	1	0.19%
BPCE	1	0.32%
Canadian Imperial Bank of Commerce	2	1.30%
Commonwealth Bank of Australia	4	2.46%
Coventry Building Society	1	0.87%
DBS Bank Ltd	1	0.85%
Leeds Building Society	1	0.34%
National Australia Bank Ltd	2	3.30%
National Bank of Canada	1	0.65%
Nationwide Building Society	1	0.65%
Royal Bank of Canada	3	2.13%
Santander UK PLC	1	0.65%
Toronto-Dominion Bank	1	1.62%
Westpac Banking Corp	1	0.33%
Call Account		4.41%
BNY Mellon	1	4.41%
Cash		0.09%
Cash	1	0.09%
Certificates Of Deposit		51.06%
ABN AMRO Bank NV	3	1.92%
Abu Dhabi Commercial Bank PJSC	4	2.56%
Australia And New Zealand Banking	1	0.64%
Bank of America	1	1.28%
Bank of Montreal	2	1.28%
Barclays Bank PLC	1	0.64%
BFCM	5	2.56%
BNP Paribas	3	2.57%
Canadian Imperial Bank of Commerce	1	0.65%

Portfolio Breakdown



















Security Type / Name	No. of Holdings	% of Fund
Citibank NA	1	0.65%
Commonwealth Bank of Australia	1	0.65%
Cooperatieve Rabobank	1	0.32%
Credit Agricole	2	1.28%
DNB Bank	3	1.28%
First Abu Dhabi Bank	5	2.58%
Hana Bank	1	0.63%
HSBC Bank PLC	2	0.97%
ING Bank	2	1.61%
Kookmin Bank	4	2.88%
Lloyds Bank	1	0.63%
Mizuho bank	2	1.93%
MUFG Bank LTD	4	2.58%
National Australia Bank Ltd	1	0.65%
National Westminster Bank PLC	2	1.26%
Nordea Bank AB	3	1.28%
Norinchukin Bank	2	1.28%
Oversea-Chinese Banking Corp Ltd	1	0.65%
Qatar National Bank	2	1.60%
Rabobank International	1	0.65%
Royal Bank of Canada	1	0.65%
SMBC Bank International PLC	1	0.64%
Societe Generale	2	1.60%
Standard Chartered	3	1.94%
Sumitomo Mitsui Trust Bank Ltd	2	1.29%
Toronto-Dominion Bank	2	0.97%
UBS AG	4	1.60%
United Overseas Bank	4	1.94%
Woori Bank	2	0.95%
Commercial Paper		5.61%
Australia And New Zealand Banking	1	0.32%
Collateralized Commercial Paper III	1	1.29%
Deka Bank	1	0.64%
Halkin Finance PLC	2	2.59%
Oversea-Chinese Banking Corp Ltd	2	0.78%
Money Market Fund		4.40%
Aviva Investors Sterling Liquidity Fund Plc	1	4.40%
Term Deposit		10.63%
BRED Banque Populaire	1	1.30%

Portfolio Breakdown

Security Type / Name	No. of Holdings	% of Fund
Landesbank Baden	1	9.33%
Total		100.00%

** Reverse Repo backed by UK Government Gilts

Source: BNY

Country Breakdown	% of Fund	
Australia		9.64%
Canada		10.95%
Finland		1.28%
France		12.40%
Germany		9.97%
Ireland		5.04%
Japan		7.72%
Netherlands		5.15%
Norway		1.28%
Qatar		1.60%
Singapore		4.22%
South Korea		4.46%
Spain		0.65%
Switzerland		1.60%
United Arab Emirates		5.14%
United Kingdom		11.18%
United States of America		7.73%
Total		100.00%

Source: BNY

Portfolio Breakdown

Top Ten Holdings				
Security Description	Country	Maturity Date	Asset Type	% of Fund
Landesbank Baden	Germany	02-Dec-2024	TD	9.33%
BNY Mellon	United States of America	02-Dec-2024	CA	4.41%
Aviva Investors Sterling Liquidity Fund Plc	Ireland	02-Dec-2024	O/N	4.40%
National Australia Bank Ltd	Australia	04-Feb-2025	B	2.65%
Toronto-Dominion Bank	Canada	22-Apr-2025	B	1.62%
BRED Banque Populaire	France	02-Dec-2024	TD	1.30%
Halkin Finance PLC	United Kingdom	10-Dec-2024	CP	1.29%
Halkin Finance PLC	United Kingdom	03-Dec-2024	CP	1.29%
Collateralized Commercial Paper III	United States of America	11-Dec-2024	CP	1.29%
Bank of America	United States of America	10-Feb-2025	CD	1.28%
Total				28.87%

Source: BNY

Portfolio Breakdown

Portfolio Maturity			
Security Type / Name	Asset Type	No. of Holdings	% of Fund
Overnight			19.53%
Aviva Investors Sterling Liquidity Fund Plc	O/N	1	4.40%
BNY Mellon	CA	1	4.41%
BRED Banque Populaire	TD	1	1.30%
Cash	O/N	1	0.09%
Landesbank Baden	TD	1	9.33%
2-7 days			2.59%
BNP Paribas	CD	1	0.65%
Citibank NA	CD	1	0.65%
Halkin Finance PLC	CP	1	1.29%
8-30 days			4.08%
BFCM	B	1	0.19%
Canadian Imperial Bank of Commerce	CD	1	0.65%
Collateralized Commercial Paper III	CP	1	1.29%
Halkin Finance PLC	CP	1	1.29%
National Australia Bank Ltd	CD	1	0.65%
31-90 days			29.69%
ABN AMRO Bank NV	B	1	0.64%
ABN AMRO Bank NV	CD	1	0.64%
Abu Dhabi Commercial Bank PJSC	CD	2	1.29%
Australia And New Zealand Banking	CD	1	0.64%
Bank of America	CD	1	1.28%
BFCM	CD	2	1.29%
BPCE	B	1	0.32%
Commonwealth Bank of Australia	B	1	0.84%
Coventry Building Society	B	1	0.87%
Credit Agricole	CD	1	0.65%
First Abu Dhabi Bank	CD	3	1.62%
Kookmin Bank	CD	2	1.60%
Leeds Building Society	B	1	0.34%
LMA SA	CP	2	1.29%
Matchpoint Finance PLC	CP	1	0.64%
Mizuho bank	CD	2	1.93%
MUFG Bank Ltd	CD	2	1.29%
National Australia Bank Ltd	B	1	2.65%
National Westminster Bank PLC	CD	1	0.64%
Nationwide Building Society	B	1	0.65%

Portfolio Breakdown

Portfolio Maturity			
Security Type / Name	Asset Type	No. of Holdings	% of Fund
Nordea Bank AB	CD	1	0.64%
Norinchukin Bank	CD	2	1.28%
Oversea-Chinese Banking Corp Ltd	CP	1	0.13%
Qatar National Bank	CD	1	0.64%
Royal Bank of Canada	CD	1	0.65%
Royal Bank of Canada	B	2	1.69%
Satellite	CP	1	0.64%
Sumitomo Mitsui Trust Bank Ltd	CD	2	1.29%
Sunderland Receivables SA	CP	2	1.29%
United Overseas Bank	CD	1	0.32%
91-180 days			24.02%
ABN AMRO Bank NV	CD	2	1.28%
Abu Dhabi Commercial Bank PJSC	CD	2	1.27%
Australia And New Zealand Banking	B	1	0.65%
Bank of Nova Scotia	B	1	0.91%
Barclays Bank PLC	CD	1	0.64%
BFCM	CD	2	0.95%
BNP Paribas	CD	2	1.92%
Commonwealth Bank of Australia	B	1	0.65%
Credit Agricole	CD	1	0.64%
Deka Bank	CP	1	0.64%
DNB Bank	CD	3	1.28%
Hana Bank	CD	1	0.63%
HSBC Bank PLC	CD	1	0.32%
ING Bank	CD	2	1.61%
Managed and Enhanced Tap Magenta	CP	1	0.64%
MUFG Bank LTD	CD	1	0.65%
Nordea Bank AB	CD	1	0.32%
Oversea-Chinese Banking Corp Ltd	CD	1	0.65%
Oversea-Chinese Banking Corp Ltd	CP	1	0.65%
Qatar National Bank	CD	1	0.95%
SMBC Bank International PLC	CD	1	0.64%
Societe Generale	CD	2	1.60%
Standard Chartered	CD	1	0.65%
Toronto-Dominion Bank	B	1	1.62%
UBS AG	CD	2	0.64%
United Overseas Bank	CD	2	0.97%

Portfolio Breakdown

Portfolio Maturity			
Security Type / Name	Asset Type	No. of Holdings	% of Fund
Woori Bank	CD	1	0.64%
180+ days			20.10%
Australia And New Zealand Banking	B	1	0.65%
Australia And New Zealand Banking	CP	1	0.32%
Bank of Montreal	B	1	0.33%
Bank of Montreal	CD	2	1.28%
Bank of Nova Scotia	B	1	0.47%
BFCM	CD	1	0.32%
Canadian Imperial Bank of Commerce	B	2	1.30%
Commonwealth Bank of Australia	CD	1	0.65%
Commonwealth Bank of Australia	B	2	0.97%
Cooperatieve Rabobank	CD	1	0.32%
DBS Bank Ltd	B	1	0.85%
First Abu Dhabi Bank	CD	2	0.96%
HSBC Bank PLC	CD	1	0.65%
Kookmin Bank	CD	2	1.27%
Lloyds Bank	CD	1	0.63%
MUFG Bank LTD	CD	1	0.65%
National Australia Bank Ltd	B	1	0.65%
National Bank of Canada	B	1	0.65%
National Westminster Bank PLC	CD	1	0.62%
Nordea Bank AB	CD	1	0.32%
Rabobank International	CD	1	0.65%
Royal Bank of Canada	B	1	0.44%
Santander UK PLC	B	1	0.65%
Standard Chartered	CD	2	1.30%
Toronto-Dominion Bank	CD	2	0.97%
UBS AG	CD	2	0.96%
United Overseas Bank	CD	1	0.65%
Westpac Banking Corp	B	1	0.33%
Woori Bank	CD	1	0.31%
Total			100.00%

Source: BNY

Important information

This information is produced by Aviva Investors Global Services Limited for information purposes only and should not be viewed as indicating any guarantee of return from an investment managed by Aviva Investors nor as advice of any nature. Copies of the Full Prospectus and Key Investor Information Document, together with the Report and Accounts of the scheme are available free of charge by contacting us at the address below. The value of an investment and any income from it can go down as well as up. Investors may not get back the original amount invested.

Aviva Investors Global Services Limited, registered in England No. 1151805. Registered Office: 80 Fenchurch Street, London, EC3M 4AE. Authorised and regulated by the Financial Conduct Authority. Contact us at Aviva Investors Global Services Limited, 80 Fenchurch Street, London, EC3M 4AE.