

This document is for Professional Clients only. It is not to be viewed by or used with retail clients.

29 NOVEMBER 2024

Aviva Investors Sterling Liquidity Plus Fund



For today's investor



Portfolio Breakdown

Security Type / Name	No. of Holdings	% of Fund
Asset Backed Securities		40.48%
Albion PLC	2	1.28%
Azure Finance PLC	1	0.40%
Bavarian Sky UK PLC	2	4.36%
Bowbell PLC	1	0.77%
Brass PLC	1	0.20%
Darrowby NO 6 PLC	1	0.91%
Delamare Cards MTN Issuer PLC	2	1.82%
Driver UK Multi-Compartment SA	3	4.16%
Economic Master Issuer PLC	3	1.57%
Elvet Mortgages PLC	1	0.54%
Exmoor Funding PLC	1	0.31%
FCT Pulse France	1	1.29%
FRIAR PLC	2	1.57%
Holmes Master Issuer PLC	2	2.26%
Koromo UK PLC	1	1.60%
Lanark Master Issuer PLC	3	4.25%
Lanebrook Mortgage PLC	3	1.00%
Newday Funding Master Issuer PLC	2	1.32%
OAK PLC	1	0.73%
Orbita Funding PLC	1	0.72%
Permanent Master Issuer PLC	1	1.46%
Satus PLC	1	2.01%
Silver Arrow Compartment Silver Arrow	1	2.61%
Silverstone Master Issuer PLC	4	3.37%
Bond		39.49%
Australia And New Zealand Banking	3	2.51%
Bank of Montreal	4	3.09%
Bank of Nova Scotia	3	2.58%
BFCM	1	1.88%
BPCE	1	0.66%
Canadian Imperial Bank of Commerce	4	3.43%
Clydesdale Bank PLC	1	0.73%
Commonwealth Bank of Australia	3	2.95%
DBS Bank Ltd	3	3.33%
Federation des Caisses Desjardins	2	1.99%
HSBC Bank PLC	1	0.75%
Lloyds Bank	1	1.10%
National Australia Bank Ltd	2	1.84%




















Portfolio Breakdown

Security Type / Name	No. of Holdings	% of Fund
National Bank of Canada	1	1.59%
Nationwide Building Society	1	0.31%
Royal Bank of Canada	3	1.76%
Santander UK PLC	2	0.63%
Toronto-Dominion Bank	1	1.88%
Toyota Motor	1	3.12%
United Overseas Bank	1	1.04%
Westpac Banking Corp	3	2.33%
Call Account		1.89%
SEB London	1	1.89%
Certificates Of Deposit		11.11%
ABN AMRO Bank NV	1	0.62%
BFCM	3	1.54%
BNP Paribas	1	0.74%
DNB Bank	1	0.61%
First Abu Dhabi Bank	3	1.52%
Hana Bank	1	0.31%
Kookmin Bank	1	0.31%
National Westminster Bank PLC	1	1.20%
Nordea Bank AB	1	0.62%
Qatar National Bank	1	0.62%
Societe Generale	1	0.61%
UBS AG	3	2.09%
Woori Bank	1	0.31%
Money Market Fund		7.78%
Aviva Investors Sterling Liquidity Fund Plc	1	6.10%
Aviva Investors Sterling Standard Liquidity Fund	1	1.68%
Total		100.00%

** Reverse Repo backed by UK Government Gilts

Source: BNY

Portfolio Breakdown

Country Breakdown	% of Fund	
Australia		9.62%
Canada		16.32%
Finland		1.35%
France		6.72%
Ireland		7.78%
Japan		3.12%
Luxembourg		2.61%
Netherlands		0.62%
Norway		0.61%
Qatar		0.62%
Singapore		4.37%
South Korea		0.92%
Spain		0.63%
Sweden		1.89%
Switzerland		2.09%
United Arab Emirates		1.52%
United Kingdom		39.95%
United States of America		-0.75%
Total		100.00%

Source: BNY

Top Ten Holdings				
Security Description	Country	Maturity Date	Asset Type	% of Fund
Aviva Investors Sterling Liquidity Fund Plc	Ireland	02-Dec-2024	O/N	6.10%
Toyota Motor	Japan	21-Jan-2025	B	3.12%
Silver Arrow Compartment Silver Arrow	Luxembourg	20-Jan-2031	AB	2.61%
Bavarian Sky UK PLC	United Kingdom	20-Apr-2031	AB	2.26%
Bavarian Sky UK PLC	United Kingdom	20-Jun-2032	AB	2.11%
Satus PLC	United Kingdom	17-Jan-2031	AB	2.01%
SEB London	Sweden	02-Dec-2024	CA	1.89%
Toronto-Dominion Bank	Canada	18-Jan-2027	B	1.88%
BFCM	France	26-Jan-2025	B	1.88%
Driver UK Multi-Compartment SA	United Kingdom	25-Sep-2031	AB	1.86%
Total				25.71%

Source: BNY

Portfolio Breakdown

Portfolio Maturity			
Security Type / Name	Asset Type	No. of Holdings	% of Fund
Overnight			8.92%
Aviva Investors Sterling Liquidity Fund Plc	O/N	1	6.10%
Aviva Investors Sterling Standard Liquidity Fund	O/N	1	1.68%
SEB London	CA	1	1.89%
31-90 days			10.38%
ABN AMRO Bank NV	CD	1	0.62%
BFCM	B	1	1.88%
BFCM	CD	1	0.63%
BNP Paribas	CD	1	0.74%
BPCE	B	1	0.66%
First Abu Dhabi Bank	CD	1	0.31%
Hana Bank	CD	1	0.31%
Nordea Bank AB	CD	1	0.62%
Qatar National Bank	CD	1	0.62%
Toyota Motor	B	1	3.12%
UBS AG	CD	1	0.87%
91-180 days			6.62%
Australia And New Zealand Banking	B	1	0.63%
Bank of Montreal	B	1	0.63%
BFCM	CD	1	0.31%
Commonwealth Bank of Australia	B	1	0.94%
DNB Bank	CD	1	0.61%
First Abu Dhabi Bank	CD	1	0.31%
HSBC Bank PLC	B	1	0.75%
Kookmin Bank	CD	1	0.31%
Societe Generale	CD	1	0.61%
UBS AG	CD	2	1.23%
Woori Bank	CD	1	0.31%
180+ days			74.08%
Albion PLC	AB	2	1.28%
Australia And New Zealand Banking	B	2	1.88%
Azure Finance PLC	AB	1	0.40%
Bank of Montreal	B	3	2.47%
Bank of Nova Scotia	B	3	2.58%
Bavarian Sky UK PLC	AB	2	4.36%
BFCM	CD	1	0.61%
Bowbell PLC	AB	1	0.77%

Portfolio Breakdown

Portfolio Maturity			
Security Type / Name	Asset Type	No. of Holdings	% of Fund
Brass PLC	AB	1	0.20%
Canadian Imperial Bank of Commerce	B	4	3.43%
Clydesdale Bank PLC	B	1	0.73%
Commonwealth Bank of Australia	B	2	2.01%
Darrowby NO 6 PLC	AB	1	0.91%
DBS Bank Ltd	B	3	3.33%
Delamare Cards MTN Issuer PLC	AB	2	1.82%
Driver UK Multi-Compartment SA	AB	3	4.16%
Economic Master Issuer PLC	AB	3	1.57%
Elvet Mortgages PLC	AB	1	0.54%
Exmoor Funding PLC	AB	1	0.31%
FCT Pulse France	AB	1	1.29%
Federation des Caisses Desjardins	B	2	1.99%
First Abu Dhabi Bank	CD	1	0.90%
FRIAR PLC	AB	2	1.57%
Holmes Master Issuer PLC	AB	2	2.26%
Koromo UK PLC	AB	1	1.60%
Lanark Master Issuer PLC	AB	3	4.25%
Lanebrook Mortgage PLC	AB	3	1.00%
Lloyds Bank	B	1	1.10%
National Australia Bank Ltd	B	2	1.84%
National Bank of Canada	B	1	1.59%
National Westminster Bank PLC	CD	1	1.20%
Nationwide Building Society	B	1	0.31%
Newday Funding Master Issuer PLC	AB	2	1.32%
OAK PLC	AB	1	0.73%
Orbita Funding PLC	AB	1	0.72%
Permanent Master Issuer PLC	AB	1	1.46%
Royal Bank of Canada	B	3	1.76%
Santander UK PLC	B	2	0.63%
Satus PLC	AB	1	2.01%
Silver Arrow Compartment Silver Arrow	AB	1	2.61%
Silverstone Master Issuer PLC	AB	4	3.37%
Toronto-Dominion Bank	B	1	1.88%
United Overseas Bank	B	1	1.04%
Westpac Banking Corp	B	3	2.33%

Portfolio Breakdown

Portfolio Maturity			
Security Type / Name	Asset Type	No. of Holdings	% of Fund
Total			100.00%

Source: BNY

Important information

This information is produced by Aviva Investors Global Services Limited for information purposes only and should not be viewed as indicating any guarantee of return from an investment managed by Aviva Investors nor as advice of any nature. Copies of the Full Prospectus and Key Investor Information Document, together with the Report and Accounts of the scheme are available free of charge by contacting us at the address below. The value of an investment and any income from it can go down as well as up. Investors may not get back the original amount invested.

Aviva Investors Global Services Limited, registered in England No. 1151805. Registered Office: 80 Fenchurch Street, London, EC3M 4AE. Authorised and regulated by the Financial Conduct Authority. Contact us at Aviva Investors Global Services Limited, 80 Fenchurch Street, London, EC3M 4AE.