

This document is for Professional Clients only. It is not to be viewed by or used with retail clients.

29 NOVEMBER 2024

# Aviva Investors Sterling Liquidity Fund

---



For today's investor



# Portfolio Breakdown

Security Type / Name	No. of Holdings	% of Fund
<b>Asset Backed Commercial Paper</b>		<b>3.39%</b>
Albion Capital Corp SA	1	0.12%
LMA SA	9	1.36%
Managed and Enhanced Tap Magenta	3	0.77%
Matchpoint Finance PLC	4	0.36%
Satellite	4	0.47%
Sunderland Receivables SA	3	0.31%
<b>Bond</b>		<b>4.13%</b>
Australia And New Zealand Banking	2	0.69%
Bank of Montreal	1	0.46%
Bank of Nova Scotia	1	0.39%
Commonwealth Bank of Australia	4	1.21%
Lloyds Bank	1	0.05%
National Australia Bank Ltd	2	0.24%
Royal Bank of Canada	1	0.56%
Toronto-Dominion Bank	1	0.52%
<b>Call Account</b>		<b>10.41%</b>
BNY Mellon	1	3.37%
Qatar National Bank	1	3.45%
SEB London	1	3.59%
<b>Cash</b>		<b>0.00%</b>
Cash	1	0.00%
<b>Certificates Of Deposit</b>		<b>56.74%</b>
ABN AMRO Bank NV	3	1.37%
Abu Dhabi Commercial Bank PJSC	10	3.86%
Australia And New Zealand Banking	1	0.22%
Banco Santander	2	0.43%
Bank of America	2	0.66%
Bank of Montreal	3	0.82%
Bank of Nova Scotia	1	0.46%
Barclays Bank PLC	1	0.45%
BFCM	4	1.18%
BNP Paribas	6	2.11%
Canadian Imperial Bank of Commerce	1	0.46%
Citibank NA	3	1.07%
Commonwealth Bank of Australia	2	0.52%
Cooperatieve Rabobank	1	0.46%
Credit Agricole	3	1.37%
DNB Bank	3	1.36%

# Portfolio Breakdown

Security Type / Name	No. of Holdings	% of Fund
DZ Bank AG	2	0.52%
First Abu Dhabi Bank	14	4.01%
Goldman Sachs International	3	1.14%
Hana Bank	2	0.18%
HSBC Bank PLC	2	0.69%
ING Bank	1	0.46%
Kookmin Bank	9	1.58%
Mizuho bank	2	0.28%
MUFG Bank Ltd	8	3.13%
National Australia Bank Ltd	3	0.84%
National Bank of Canada	1	0.16%
National Westminster Bank PLC	5	1.81%
Natixis SA	2	0.90%
Nordea Bank AB	7	2.63%
Norinchukin Bank	3	1.29%
Oversea-Chinese Banking Corp Ltd	1	0.46%
Qatar National Bank	1	0.23%
Rabobank International	1	0.46%
Royal Bank of Canada	1	0.92%
Santander UK PLC	2	2.30%
SMBC	1	0.46%
SMBC Bank International PLC	7	2.90%
Societe Generale	4	1.60%
Standard Chartered	6	2.53%
Sumitomo Mitsui Trust Bank Ltd	5	1.52%
Toronto-Dominion Bank	8	2.87%
UBS AG	8	2.26%
United Overseas Bank	11	1.73%
Woori Bank	2	0.11%
<b>Commercial Paper</b>		<b>13.72%</b>
Agence Centrale	6	2.56%
Anglesea Funding PLC	2	2.30%
Australia And New Zealand Banking	1	0.22%
BFCM	1	0.45%
Chesham Finance Ltd	3	1.93%
Collateralized Commercial Paper III	2	0.56%
Deka Bank	2	0.90%
Halkin Finance PLC	3	1.60%
HSBC Bank PLC	1	0.23%





















# Portfolio Breakdown

Security Type / Name	No. of Holdings	% of Fund
Jyske Bank A/S	1	0.08%
KFW	2	0.91%
Nederlandse Waterschapsbank NV	1	0.46%
Oversea-Chinese Banking Corp Ltd	4	1.01%
Sheffield Receivables Co LLC	1	0.05%
Toyota Motor	1	0.23%
Westpac Banking Corp	1	0.23%
<b>Reverse Repo</b>		<b>6.57%</b>
Banco Santander	1	1.29%
Barclays Bank PLC	1	0.46%
BNP Paribas	1	0.92%
Citibank NA	2	1.84%
Lloyds Bank	1	0.46%
National Australia Bank Ltd	1	0.92%
Societe Generale	1	0.69%
<b>Term Deposit</b>		<b>5.03%</b>
BRED Banque Populaire	1	0.46%
Mizuho bank	1	2.28%
Royal Bank of Canada	1	2.30%
<b>Total</b>		<b>100.00%</b>

\*\* Reverse Repo backed by UK Government Gilts

Source: BNY

# Portfolio Breakdown

Country Breakdown	% of Fund	
Australia		5.09%
Canada		9.92%
Denmark		0.60%
Finland		2.63%
France		16.77%
Germany		1.81%
Ireland		2.66%
Japan		12.20%
Netherlands		3.21%
Norway		1.36%
Qatar		3.67%
Singapore		3.20%
South Korea		1.86%
Spain		4.02%
Sweden		3.59%
Switzerland		2.26%
United Arab Emirates		7.87%
United Kingdom		8.64%
United States of America		8.64%
<b>Total</b>		<b>100.00%</b>

Source: BNY

Top Ten Holdings				
Security Description	Country	Maturity Date	Asset Type	% of Fund
SEB London	Sweden	02-Dec-2024	CA	3.59%
Qatar National Bank	Qatar	06-Dec-2024	CA	3.45%
BNY Mellon	United States of America	02-Dec-2024	CA	3.37%
Royal Bank of Canada	Canada	02-Dec-2024	TD	2.30%
Mizuho bank	Japan	02-Dec-2024	TD	2.28%
Citibank NA	United States of America	02-Dec-2024	RP	1.38%
Banco Santander	Spain	02-Dec-2024	RP	1.29%
Santander UK PLC	Spain	05-Dec-2024	CD	1.15%
Santander UK PLC	Spain	03-Dec-2024	CD	1.15%
Anglesea Funding PLC	Ireland	04-Dec-2024	CP	1.15%
<b>Total</b>				<b>21.10%</b>

Source: BNY

# Portfolio Breakdown

Portfolio Maturity			
Security Type / Name	Asset Type	No. of Holdings	% of Fund
<b>Overnight</b>			<b>21.23%</b>
Banco Santander	RP	1	1.29%
Barclays Bank PLC	RP	1	0.46%
BNP Paribas	RP	1	0.92%
BNY Mellon	CA	1	3.37%
BRED Banque Populaire	TD	1	0.46%
Cash	O/N	1	0.00%
Chesham Finance Ltd	CP	1	0.92%
Citibank NA	RP	2	1.84%
Goldman Sachs International	CD	1	0.46%
Jyske Bank A/S	CP	1	0.08%
Lloyds Bank	RP	1	0.46%
Mizuho bank	TD	1	2.28%
National Australia Bank Ltd	RP	1	0.92%
National Westminster Bank PLC	CD	1	0.37%
Royal Bank of Canada	TD	1	2.30%
SEB London	CA	1	3.59%
SMBC Bank International PLC	CD	1	0.37%
Societe Generale	CD	1	0.46%
Societe Generale	RP	1	0.69%
<b>2-7 days</b>			<b>11.13%</b>
Anglesea Funding PLC	CP	2	2.30%
BNP Paribas	CD	2	0.51%
Chesham Finance Ltd	CP	1	0.74%
Citibank NA	CD	1	0.46%
Goldman Sachs International	CD	1	0.23%
Halkin Finance PLC	CP	1	0.46%
Nederlandse Waterschapsbank NV	CP	1	0.46%
Oversea-Chinese Banking Corp Ltd	CP	1	0.23%
Qatar National Bank	CA	1	3.45%
Santander UK PLC	CD	2	2.30%
<b>8-30 days</b>			<b>3.89%</b>
Abu Dhabi Commercial Bank PJSC	CD	1	0.41%
Albion Capital Corp SA	CP	1	0.12%
BNP Paribas	CD	2	0.92%
Canadian Imperial Bank of Commerce	CD	1	0.46%
Chesham Finance Ltd	CP	1	0.27%

# Portfolio Breakdown

Portfolio Maturity			
Security Type / Name	Asset Type	No. of Holdings	% of Fund
Collateralized Commercial Paper III	CP	1	0.11%
Halkin Finance PLC	CP	1	0.46%
National Australia Bank Ltd	CD	1	0.23%
SMBC Bank International PLC	CD	1	0.46%
Sumitomo Mitsui Trust Bank Ltd	CD	1	0.46%
<b>31-90 days</b>			<b>23.98%</b>
Abu Dhabi Commercial Bank PJSC	CD	3	0.61%
Agence Centrale	CP	6	2.56%
Australia And New Zealand Banking	CD	1	0.22%
Bank of America	CD	1	0.21%
Bank of Nova Scotia	CD	1	0.46%
BFCM	CD	2	0.46%
Citibank NA	CD	1	0.46%
Commonwealth Bank of Australia	B	1	0.06%
Credit Agricole	CD	2	0.92%
DZ Bank AG	CD	2	0.52%
First Abu Dhabi Bank	CD	5	1.61%
Halkin Finance PLC	CP	1	0.68%
Hana Bank	CD	1	0.11%
HSBC Bank PLC	CP	1	0.23%
KFW	CP	1	0.45%
Kookmin Bank	CD	4	0.47%
LMA SA	CP	9	1.36%
Managed and Enhanced Tap Magenta	CP	1	0.32%
Matchpoint Finance PLC	CP	4	0.36%
Mizuho bank	CD	2	0.28%
MUFG Bank Ltd	CD	5	1.75%
National Australia Bank Ltd	B	1	0.14%
National Westminster Bank PLC	CD	1	0.31%
Nordea Bank AB	CD	2	0.92%
Norinchukin Bank	CD	3	1.29%
Oversea-Chinese Banking Corp Ltd	CP	2	0.33%
Royal Bank of Canada	B	1	0.56%
Royal Bank of Canada	CD	1	0.92%
Satellite	CP	4	0.47%
Sheffield Receivables Co LLC	CP	1	0.05%
SMBC	CD	1	0.46%

# Portfolio Breakdown

Portfolio Maturity			
Security Type / Name	Asset Type	No. of Holdings	% of Fund
SMBC Bank International PLC	CD	2	0.80%
Societe Generale	CD	1	0.46%
Standard Chartered	CD	1	0.46%
Sumitomo Mitsui Trust Bank Ltd	CD	4	1.06%
Sunderland Receivables SA	CP	3	0.31%
Toronto-Dominion Bank	CD	1	0.46%
Toyota Motor	CP	1	0.23%
UBS AG	CD	1	0.23%
United Overseas Bank	CD	2	0.21%
Westpac Banking Corp	CP	1	0.23%
<b>91-180 days</b>			<b>28.58%</b>
ABN AMRO Bank NV	CD	3	1.37%
Abu Dhabi Commercial Bank PJSC	CD	6	2.84%
Australia And New Zealand Banking	B	1	0.46%
Banco Santander	CD	2	0.43%
Bank of Montreal	B	1	0.46%
Bank of Montreal	CD	1	0.23%
Bank of Nova Scotia	B	1	0.39%
Barclays Bank PLC	CD	1	0.45%
BFCM	CP	1	0.45%
BFCM	CD	2	0.72%
BNP Paribas	CD	2	0.68%
Citibank NA	CD	1	0.15%
Collateralized Commercial Paper III	CP	1	0.45%
Commonwealth Bank of Australia	B	1	0.46%
Credit Agricole	CD	1	0.45%
Deka Bank	CP	2	0.90%
DNB Bank	CD	3	1.36%
First Abu Dhabi Bank	CD	4	1.37%
Goldman Sachs International	CD	1	0.45%
Hana Bank	CD	1	0.06%
HSBC Bank PLC	CD	1	0.46%
ING Bank	CD	1	0.46%
KFW	CP	1	0.45%
Kookmin Bank	CD	2	0.38%
Lloyds Bank	B	1	0.05%
Managed and Enhanced Tap Magenta	CP	2	0.45%



# Portfolio Breakdown

Portfolio Maturity			
Security Type / Name	Asset Type	No. of Holdings	% of Fund
MUFG Bank LTD	CD	2	0.92%
National Australia Bank Ltd	CD	1	0.45%
National Westminster Bank PLC	CD	2	0.91%
Natixis SA	CD	2	0.90%
Nordea Bank AB	CD	4	1.26%
Oversea-Chinese Banking Corp Ltd	CD	1	0.46%
Oversea-Chinese Banking Corp Ltd	CP	1	0.46%
Qatar National Bank	CD	1	0.23%
SMBC Bank International PLC	CD	3	1.27%
Societe Generale	CD	2	0.68%
Standard Chartered	CD	3	1.15%
Toronto-Dominion Bank	B	1	0.52%
Toronto-Dominion Bank	CD	3	0.92%
UBS AG	CD	3	0.68%
United Overseas Bank	CD	8	1.29%
Woori Bank	CD	1	0.09%
<b>180+ days</b>			<b>11.18%</b>
Australia And New Zealand Banking	B	1	0.23%
Australia And New Zealand Banking	CP	1	0.22%
Bank of America	CD	1	0.45%
Bank of Montreal	CD	2	0.60%
Commonwealth Bank of Australia	B	2	0.69%
Commonwealth Bank of Australia	CD	2	0.52%
Cooperatieve Rabobank	CD	1	0.46%
First Abu Dhabi Bank	CD	5	1.03%
HSBC Bank PLC	CD	1	0.23%
Kookmin Bank	CD	3	0.73%
MUFG Bank LTD	CD	1	0.46%
National Australia Bank Ltd	B	1	0.10%
National Australia Bank Ltd	CD	1	0.16%
National Bank of Canada	CD	1	0.16%
National Westminster Bank PLC	CD	1	0.22%
Nordea Bank AB	CD	1	0.46%
Rabobank International	CD	1	0.46%
Standard Chartered	CD	2	0.92%
Toronto-Dominion Bank	CD	4	1.49%
UBS AG	CD	4	1.35%

## Portfolio Breakdown

Portfolio Maturity			
Security Type / Name	Asset Type	No. of Holdings	% of Fund
United Overseas Bank	CD	1	0.23%
Woori Bank	CD	1	0.02%
<b>Total</b>			<b>100.00%</b>

Source: BNY

## Important information

---

T-Bills up to 17.5% of the NAV of the portfolio are classed as highly liquid and are included in the weekly liquidity of the portfolio.

This information is produced by Aviva Investors Global Services Limited for information purposes only and should not be viewed as indicating any guarantee of return from an investment managed by Aviva Investors nor as advice of any nature. Copies of the Full Prospectus and Key Investor Information Document, together with the Report and Accounts of the scheme are available free of charge by contacting us at the address below. The value of an investment and any income from it can go down as well as up. Investors may not get back the original amount invested.

Aviva Investors Global Services Limited, registered in England No. 1151805. Registered Office: 80 Fenchurch Street, London, EC3M 4AE. Authorised and regulated by the Financial Conduct Authority. Contact us at Aviva Investors Global Services Limited, 80 Fenchurch Street, London, EC3M 4AE.