

Aviva Investors Multi-asset Core Fund IV

The Fund is managed by Aviva Investors UK Fund Services Limited

ISIN
GB00BMGWH684
GB00BMGWH791

AS AT
31 March 2026



This document provides quarterly information about the Fund's sustainability approach. You should read it along with the Key Investor Information Document (KIID) and the Customer Facing Disclosure (CFD) to help you decide whether to invest in this Fund.

Sustainability Approach

The Fund has three financial objectives: (i) to grow your investment over the long term (5 years plus) through both income and growth; (ii) to target an overall average return (before charges and taxes) of at least 0.30% greater than the Performance Benchmark per year; and (iii) to manage volatility within a risk range of 71% to 79% of the Volatility Index (targeting 75%), as explained in detail in the KIID.

The Fund does not have a specific sustainability investment objective. However, the Investment Manager uses an "ESG Approach" when selecting: (i) shares in global companies in developed markets; and (ii) bonds issued by governments ("sovereigns") in developed markets.

This Fund does not have a UK sustainable investment label as it does not currently meet the criteria for a label.




Sustainability Metrics

To help investors evaluate the sustainability characteristics of the Fund, set out below are the carbon intensity and ESG scores relative to the Fund's benchmark index.

ESG scores

"Equity ESG Scores" assess a company's resilience to financially material environmental, societal and governance risks, being risks to their financial performance relative to other companies in the same sector. Scored from 0 to 10, the higher the score the more resilient a company is deemed to be. The sovereign score is produced by our in house model that looks at the ESG profile of sovereigns (Governments). Sovereign scores range from 0 to 10, with a low score indicating a relatively weak ESG profile.

■ ESG outperformance ■ ESG underperformance

Equity ESG sectors	Portfolio weight (%)	Proprietary ESG score		MSCI ESG score	
		Portfolio / Portfolio vs. Index		Portfolio / Portfolio vs. Index	
Developed Global Equities <small>Index: MSCI World Index</small>	 66.10	6.02	+0.17%	6.85	+0.88%
Sovereign ESG sectors					
Developed Global Sovereign <small>Index: Global Aggregate Treasury Index</small>	 12.30	7.82	+6.25%	6.69	+4.21%
Other ESG sectors	 21.70				

Source: Aviva Investors and MSCI, as at 31 March 2026, reflecting data points at a point in time, rather than over a period, for example the past 12 months. The percentage of coverage is based on the market value of all the holdings that have a score applied to them within the portfolio excluding cash FX and Derivatives (Options, Swaps, and Futures). Portfolio based on Strategic Asset Allocation weights (SAA).

In this report, Sovereign Bonds with less than 1 year to maturity are excluded from the Sovereign ESG sector and ESG Scores.

Carbon intensity

Carbon intensity is an industry standard for measuring greenhouse gases associated to a portfolio. "Carbon intensity scores" measure how carbon-intensive a company's activities are and provides a comparable metric for assessment against the Fund's peers. This data is for informational purposes only. The fund does not target a specific level of carbon intensity.

Description	Portfolio score	Benchmark (Equity)	Portfolio vs. benchmark
Equities - Carbon intensity scope 1 & 2 <small>Carbon intensity is a measure of greenhouse gas emissions (scope 1 & 2) normalised by the companies revenue, which allows for comparison of emissions between companies of different sizes. The lower the number the better.</small>	87.85	103.46	-15.08%
Portfolio Weight %	66.10	-	

Source: Aviva Investors and MSCI, as at 31 March 2026, reflecting data points at a point in time, rather than over a period, for example the past 12 months.

Further information and useful links

For information on the Sub-Fund's investment objectives and policies, please refer to the KIID and Prospectus. All remaining Sub-Fund documentation can be found here by inserting the ISIN for the relevant share class

<https://www.avivainvestors.com/en-gb/capabilities/fund-centre/>

Important Information

Aviva Investors UK Fund Services Limited may be held liable solely on the basis of any statement contained in this document that is misleading, inaccurate or inconsistent with the relevant parts of the Prospectus for the Sub-Fund. The content of this publication has not been approved by the United Nations and does not reflect the views of the United Nations or its officials or Member States.

Please Note The reporting of ESG data for Benchmarks and Portfolios is reliant on:

- (i) Data provided by third party data providers; and
- (ii) AI and third-party proprietary models.

Data from these third-party providers or data used in our proprietary models may be incomplete, inaccurate or unavailable. As a result, there is a risk that AI may, from time to time, incorrectly assess a security, issuer or index. There is also a possible risk that AI, or the third-party data providers on which we may depend, may not interpret or apply the relevant ESG characteristics correctly.

For further information about this Sub-Fund please read the latest Key Investor Information Document and Supplementary Information Document. Copies of these documents, the report & accounts and the relevant Prospectuses are available free of charge on request or on our website www.avivainvestors.com. If you require a copy of this document in large text format, braille or an audiotape, please telephone us on 0800 051 2003* between 8:30am and 5:30pm, Monday – Friday.

*Calls may be recorded for training and monitoring purposes, and to comply with applicable law and regulations. Calls are free from UK landlines and mobiles.

The Sub-Fund is authorised in the UK and regulated by the FCA. Aviva Investors UK Fund Services Limited is authorised in the UK and regulated by the FCA.